



**Bobcat**®

## **M3-Series Compact Loaders**

400, 500, 600 & 700 Platforms  
& K-Series S70



***One Tough  
Animal***®



A close-up photograph of a Bobcat loader bucket dumping a large pile of sand into a trench. The sand is falling from the bucket, creating a large, textured mound. The background shows a wooded area with trees and foliage. The overall scene is set outdoors, likely at a construction or landscaping site.

# BUILD YOUR BUSINESS SUCCESS ON BOBCAT PERFORMANCE.

M3-Series loaders deliver proven Bobcat performance that every hard worker can appreciate. Get the job done quickly and reliably with an impressive balance of high performance along with simplified options and configurations. The result is high productivity, solid reliability, top versatility and great value.





Machine: T595  
Attachment: Bucket



# FAST STRONG SMART

Great performance comes from more than just a high-horsepower engine. M3-Series loaders are designed with a careful balance of engine power, hydraulic pump and cylinder size for faster cycle times. An efficient lift arm design provides powerful breakout forces. If you need to work quicker, lift more and outperform the competition, Bobcat® compact loaders are the only choice.



Machine: T650  
Attachment: Bucket



## FAST CYCLE TIMES

Hydraulic pumps in Bobcat loaders are matched to cylinder size and loader lift capacity to provide fast cycle times that help you get the job done faster.

## POWERFUL BREAKOUT FORCES

An efficient lift arm design provides better breakout forces for tough digging and lifting situations.

## HIGH TORQUE

Bobcat engines produce high torque levels at low rpm operation. This means better performance for pushing, digging, lifting and operating attachments with less chance of stalling.

## IMPRESSIVE HYDRAULICS

The Bobcat engine, pump, horsepower and cubic-inch displacement are configured precisely for each model's specific operating capacity. Engine horsepower and hydraulic system performance are finely tuned to get the job done quickly, with efficiency and smooth control.

## A WIDER RANGE OF POWER

Compared to other engines, Bobcat engines generate the most torque across a much wider rpm range. They can stay in the peak torque range longer.

## TIER 4 SOLUTIONS

Tier 4 emissions standards required every equipment manufacturer to make equipment changes, so Bobcat designed a non-DPF Tier 4 solution that also delivers new features – and provides more performance to customers.

## SIMPLE, STATE-OF-THE-ART AND NON-DPF

The biggest advantage of our Tier 4 solution is simplicity. Bobcat engines meet Tier 4 regulations without a diesel particulate filter (DPF). This reduces downtime that occurs with DPF regeneration and long-term DPF maintenance costs and allows operators to focus on working.

## IMPROVED MACHINE SHUTDOWN PROTECTION

Coolant and oil temperatures are monitored by the machine shutdown protection system, preventing them from reaching a critical point of shutdown.

## COLD WEATHER ENGINE PROTECTION

Protects your machine from working too hard before the engine is properly warmed up.

## LOWER OPERATING COSTS, REDUCED NOISE

An auto-idle function on machines equipped with Selectable Joystick Control will reduce noise levels.

Machine: T740  
Attachment: Bucket



## LIFT ARMS

Our durable, patented lift-arm design and a choice of lift path help you meet the unique demands of the work you do most often. A vertical lift path and radius lift path each have their advantages – and Bobcat builds both styles to match the work you do.

### ■ RADIUS LIFT PATH

A radius lift path provides maximum reach at truck bed height. Arm movement forms an arc. More than 80% of that arc delivers better reach at truck bed height. A radius lift path excels in jobs at mid-range heights, like dumping, backfilling or unloading flatbed trucks.

### ■ VERTICAL LIFT PATH

A vertical lift path provides higher lift capacity and more reach at full lift height than radius lift path, keeping the load closer to the machine while you raise the loader arms. Because you achieve maximum reach at full lift height, it's easier to clear high-sided truck boxes and hoppers.

### ■ HYDRAULICALLY CUSHIONED CYLINDERS


Smooth, quick Bobcat lift cylinders lower the lift arms back to their original position on the loader frame. This occurs automatically with every lift cycle to reduce noise and increase comfort during operation.



## COMFORT

# TACKLE THE JOB IN TOTAL COMFORT.

A machine's comfort level is just as important as performance and productivity. Comfortable operators are more focused on their work, more productive and more satisfied with the finished product. A comfortable machine benefits owners and operators alike.



### **MORE ROOM**

Enjoy up to 20% more interior space compared to competitors' machines.

### **LARGE ENTRY**

On machines with enclosed cabs, large swing-open doors provide ample room for exit and entry.

### **AMPLE STORAGE**

Storage bins are located throughout the interior of the cab.

### **PRESSURIZED CAB**

Dirt, dust, mud and debris are part of your routine. Bobcat enclosed cabs have a best-in-class pressurized interior space that keeps operators cleaner and more comfortable.

### **FRONT DOOR SEAL**

A specially designed front door seal aids in cab pressurization and keeps clean, heated or air-conditioned air inside.





Leading all-around visibility is central to the design of the cab on Bobcat loaders.

Machine: T595

## LEADING VISIBILITY

### TOP VISIBILITY

A top window with a wide viewing area gives you visibility for raising loads above the cab, such as loading trucks or stacking materials.

### FRONT VISIBILITY

The cab-forward design moves the operating area closer to the attachment, giving you a better vantage point to see your work. A single curved pane of glass delivers more glass surface area than other manufacturers.

### SIDE VISIBILITY

You can see the tracks or tires without having to lift your loader arms. This increases your performance in tight areas, such as grading next to a building or backing onto a trailer.

### REAR VISIBILITY

The large rear window and angle of the back of the loader provide a great view behind the tailgate.

### SEAT-MOUNTED JOYSTICKS

On loaders with Selectable Joystick Control (SJC), the joysticks are mounted to the seat. As your suspension seat moves up and down, the joysticks move with the seat for added comfort while operating.

### DELUXE INSTRUMENTATION

This full-color LCD screen enables you to monitor and interact with your machine in English, Spanish and five other languages. Access machine performance and troubleshooting information. Use password-protected keyless start to prevent theft and save downtime from lost keys. You can even use it to monitor or make adjustments to certain attachments.

### CONVENIENT ENGINE SPEED CONTROL

The engine speed control is within easy reach on the right-hand corner post of the cab.

### FINGERTIP CONTROLS

Fingertip controls make your attachment comfortable to operate, easy to control and simple to adjust. Dual-direction detent allows hydraulic flow to be engaged continuously, in either direction, without holding a switch. Variable hydraulic flow allows you to slowly move cylinders when working with a grapple or combination bucket, or crank it up to maximum flow and quickly shake dirt from an auger bit.

### CAB-INTEGRATED HEAT AND AIR CONDITIONING

The heat and AC system distributes airflow throughout the cab for maximum operator comfort.

## OTHER FEATURES

- 12-volt power accessory
- Easy-pull, easy-secure side window
- High-output halogen lights for low-light operation
- Optional side lighting kit



**UPTIME**

# OUTLAST EVERY TASK.

Millions of professionals work with Bobcat equipment, and if your machine isn't working, it's not making money. M3-Series loaders are built with Bobcat innovations that have maximized uptime and kept operators running for generations.



*Machine: T550  
Attachment: Pallet Fork*





Machine: S590

# M3-SERIES COOLING SYSTEM

The Bobcat cooling system senses engine temperatures and only turns the fan as fast as needed, reducing sound levels and providing excellent protection from overheating. A patented dual-path cooling system draws cool, clean air from above, and forces hot air out two side vents, directing it away from the operator.



## MACHINE SHUTDOWN PROTECTION

Bobcat loaders come standard with automatic shutdown that monitors engine and hydraulic functions. The system alerts the operator and, if necessary, de-rates the engine power and hydraulic flow. It still allows the operator to complete the current task or move the loader to an area for diagnosis.

## BATTERY RUN-DOWN PROTECTION

The lighting circuit automatically shuts down to prevent accidental battery discharge.

## SELF-DIAGNOSTICS

On-board diagnostics efficiently troubleshoot problems in the field and reduce downtime. Downloadable machine performance history drastically cuts time needed to identify problems and correct them.

## PROTECTED HOSES AND QUICK COUPLERS

The integrated, pressure-release quick couplers are mounted directly into the front plate of the lift arm – with no exposed hoses to damage. A steel guard extends beyond the couplers, protecting them even further.



# SOLID-MOUNTED STRENGTH

The Bobcat track undercarriage is a solid-mounted, fully enclosed design that protects components such as hoses and drive motors. Solid-mounted undercarriages have fewer moving parts, which reduces maintenance and provides a solid base for the loader and work group.



Machine: T740  
Attachment: Hydraulic Breaker

### IMPROVED TRACK CARRIAGE CLEANOUT

The track-tensioning assembly allows for horizontal track tensioning, which improves the cleanout area as a result. This tensioning housing features a beveled frame to shed material out of the undercarriage as the loader operates throughout the day.

### GROUND CLEARANCE

Ground clearance is an impressive 9.8 inches.

### NO EXPOSED HOSES

Hydraulic hoses are carefully routed and protected inside the undercarriage to reduce snags and impacts that cause downtime.

### ELEVATED SPROCKET DESIGN

Elevated sprockets shed mud and debris as you work and reduce wear.

### EMBEDDED STEEL

Tough steel braces guide and support the track when engaging the drive sprocket. Steel-reinforced rubber tracks include internal steel cables for added strength.

### WIDE ROLLERS

More roller width maximizes contact with the tracks and minimizes wear for a smoother ride. Rollers – and the dual-flange front idler – ride on rubber to dampen vibration.

### FORGED-STEEL ROLLERS AND IDLERS

Steel idlers guide and support the track around the ends of the undercarriage. The dual-flange front idlers are wider, providing more contact with the tracks and enabling a smoother ride. They even absorb shock loads to provide better operator comfort. The idlers are also part of a simple system for maintaining track tension.

### BOBCAT TRACKS

Bobcat tracks provide the best combination of flotation and traction. Many available options allow you to select the track pattern that maximizes traction or minimizes ground disturbance for the application you work in.

The M3-Series compact track loader **UNDERCARRIAGE** delivers excellent ride quality, tough construction and optimal productivity.



# GAIN SOME TRACTION.



### TIRE OPTIONS

Bobcat has an extensive offering of pneumatic and solid loader tires. Choosing the best tire is important for:

- Machine traction
- Flotation
- Wear
- Overall performance

### MAINTENANCE-FREE CHAINCASE

The rugged Bobcat chaincase is the only maintenance-free chaincase in the industry with exclusive fixed-axle tubes, stronger axles and fully sealed bearings.

### NO ADJUSTMENTS

The Bobcat chaincase requires no adjustments – ever. Strong chains. Tight manufacturing tolerances. Endless roller, high-strength oval chains (HSOC). Thick side-link plates and hardened pins. The chains are 38% stronger than the competition.



Machine: S590  
Attachment: Pallet Fork



## CHOICE CONTROLS

Bobcat provides intuitive, precise and adaptable control options to make every operator as productive as possible. Whether your job requires a fine, precise touch when working close to walls and obstacles or quick, responsive work group action and maneuverability, Bobcat puts you in total control of the task.



### STANDARD CONTROLS – A TRIED-AND-TRUE SYSTEM

The standard control system is still a popular style of control today. A lever controls the drive on each side independently, while your feet control the lift arms and bucket. The farther you stroke the lever, the faster you go. The shorter the stroke, the more torque that is delivered to the wheels or tracks, allowing maximum power for pushing into a pile.

Low-effort, low-fatigue foot pedals offer comfort for long days and precise, responsive control. In the cab, the flat floor gives your feet more freedom to move for comfortable positioning and less fatigue from long hours in the cab.

### BOBCAT MAXCONTROL REMOTE OPERATION

Use your iPhone® to control your machine remotely. Bobcat MaxControl remote operation is an iOS app that makes operating your machines easier and more convenient than ever before. It acts like an extra set of hands when help is limited. Two-person jobs can now be handled by one worker, and you can say goodbye to unnecessary trips in and out of the cab.





## RADIO REMOTE CONTROL

All loaders equipped with Selectable Joystick Control can be operated by a remote-control system. Bobcat Company was the first manufacturer to introduce a way to operate your compact equipment without needing to have an operator in the cab. This may be beneficial to people operating in certain environments, such as hot or dusty, or for people who would rather work outside the machine.

The remote control is completely portable. If you have multiple machines, you can quickly remove the remote from one machine and attach it to another in minutes. Sealed and protected electronics can withstand the harshest environments. The remote controls and receiver use the same proven technology that is used every day in the tough concrete pumping industry. If it can withstand the abuses of concrete pumping, it can withstand the abuses of just about any environment.



## SELECTABLE JOYSTICK CONTROL (SJC) ADAPTS PERFORMANCE TO THE JOB

This industry-leading, state-of-the-art system offers low-effort hand control of all machine work group functions. ISO or H patterns can be easily activated with the flip of a switch inside the cab.

### DRIVE RESPONSE MODE

Drive response mode allows you to choose how the drive responds to joystick movement. Whether you like a more gradual response, quicker response or something in between, three different settings put you in control.

### SPEED MANAGEMENT

Simply “dial in” your required travel speed in small increments to match speed to your operation requirements and maximize attachment performance. Speed management gives you a full range of joystick motion with maximum driveline torque and full hydraulic power at slower machine speed.

### STEERING DRIFT COMPENSATION

Steering drift compensation keeps you on a straight path by helping you make minor adjustments to the steering. It's beneficial when you side-shift certain attachments, such as planers or trenchers, as this will tend to pull the machine to one side. You can also use it while driving on surfaces that cause the loader to gradually drift left or right, such as crowned roads. Make fine steering adjustments to either side and stay on target.

### HORSEPOWER MANAGEMENT

Bobcat horsepower management automatically adjusts the loader drive system to maximize pushing and digging power while minimizing your chance of stalling. Unlike other anti-stall systems, Bobcat horsepower management lets the operator obtain maximum engine and drive torque to match the toughest digging conditions. If you prefer to work without it, simply disengage with the push of a button.



# EASY MAINTENANCE AND SERVICEABILITY

Bobcat loaders are designed to provide the fastest, easiest maintenance in the industry. Engine checkpoints are within easy reach – so daily maintenance actually gets done. Better access to routine and long-term maintenance points makes preventative maintenance simple, reducing your operating costs and adding to your bottom line.



Machine: S510

### FULL-ACCESS SERVICEABILITY

Our large, swing-open tailgate provides convenient access to routine maintenance points. There are no radiators to move, lift arms to raise or lift-arm support devices to install.

### PROTECTIVE TAILGATE

The one-piece, ¼-inch steel tailgate door protects loader components from jobsite hazards.

### TIP-UP CAB

For non-routine service, simply remove two nuts and tip back the cab to access hydraulic and hydrostatic components in minutes.


### SIMPLE TRACK TENSIONING

When it's time to adjust track tension, all it takes is a common grease gun. Idlers and rollers are permanently sealed and lubricated.



## BUILT-IN BUSINESS EXPANSION

An auger, breaker or one of more than 70 attachments will go a long way to save you time and labor. Whether it's breaking concrete, taking down buildings or digging post holes, Bobcat attachments help you take on new jobs and get more use from your machine. Bobcat builds more of its own attachments than any other manufacturer, so they're vertically integrated with your Bobcat loader's electronics, hydraulics and geometry – with visibility and ease of entry and exit in mind.




### QUICK COUPLERS

Bobcat loaders come with quick couplers to release trapped hydraulic pressure. By pushing the coupler inward, hydraulic oil is released through a return line back into the machine. The result is a clean, quick attachment change every time.

### ATTACHMENT CONTROL KIT

Several attachments require control of more than one function. Our small, seven-pin attachment harness activates power and fingertip control functions while eliminating the need for mechanical relays used on other loaders. It's fully integrated with your Bobcat loader for a clean look and protected routing.



### BOB-TACH SYSTEM

Change attachments in less than a minute with the Bob-Tach® mounting system and get a tight attachment fit every time.

### POWER BOB-TACH SYSTEM

With the Power Bob-Tach® system, you can change non-hydraulic attachments without leaving the comfort of your cab. Just line up the attachment and press the switch.



Machine: T595  
Attachment: Landplane



Machine: T550  
Attachment: Brushcat™ Rotary Cutter



Machine: T450  
Attachment: Auger



# SPECIFICATIONS



Model	S70	S450	S510	S590	S650
Loader Series	K-Series	M3-Series	M3-Series	M3-Series	M3-Series
Rated Operating Capacity (ROC) (35% of tipping load)	–	–	–	–	–
ROC (50% of tipping load)	760 lb. (344 kg)	1370 lb. (621 kg)	1876 lb. (851 kg)	2000 lb. (907 kg)	2690 lb. (1220 kg)
ROC With (optional 200 lb., 90 kg) Counterweight	–	1430 lb. (649 kg)	2023 lb. (917 kg)	2150 lb. (975 kg)	2840 lb. (1288 kg)
Tipping Load	1520 lb. (689 kg)	2740 lb. (1243 kg)	3754 lb. (1702 kg)	4202 lb. (1906 kg)	5380 lb. (2440 kg)
Height to Bucket Hinge Pin	94.5 in. (2400 mm)	109.5 in. (2781 mm)	114.5 in. (2908 mm)	119.0 in. (3023 mm)	124.0 in. (3149 mm)
Lift Arm Path	Radius	Radius	Radius	Vertical	Vertical
<b>Size and Speed</b>					
Operating Weight	2892 lb. (1312 kg)	5370 lb. (2436 kg)	6208 lb. (2816 kg)	6765 lb. (3069 kg)	8061 lb. (3656 kg)
Width With Bucket	36.0 in. (914 mm)	62.0 in. (1575 mm)	68.0 in. (1727 mm)	68.0 in. (1727 mm)	74.0 in. (1880 mm)
Height With Cab	71.4 in. (1814 mm)	77.8 in. (1976 mm)	77.8 in. (1976 mm)	77.8 in. (1976 mm)	81.3 in. (2065 mm)
Travel Speed - Low Range	6.3 mph (10.1 km/hr.)	7.6 mph (12.3 km/hr.)	7.6 mph (12.3 km/hr.)	7.0 mph (11.2 km/hr.)	7.1 mph (11.4 km/hr.)
Travel Speed - High Range (optional 2-Speed travel)	–	9.2 mph (14.8 km/hr.)	11.0 mph (17.3 km/hr.)	11.4 mph (18.4 km/hr.)	12.3 mph (19.7 km/hr.)
<b>Engine</b>					
Horsepower	Tier 4 23.5 hp (17.5 kW)	Tier 4 49.0 hp (36.5 kW)	Tier 4 55.0 hp (41.0 kW)	Tier 4 68.0 hp (50.7 kW)	Tier 4 74.0 hp (55.1 kW)
Type	Diesel	Turbo Diesel	Turbo Diesel	Turbo Diesel	Turbo Diesel
Fuel Tank Capacity	6.5 gal. (24.6 L)	14.2 gal. (53.8 L)	24.8 gal. (93.7 L)	24.8 gal. (93.7 L)	23.9 gal. (90.5 L)
Horsepower Management	–	Included with SJC Option	Included with SJC Option	Included with SJC Option	Included with SJC Option
<b>Tires</b>					
Bobcat Heavy Duty	–	Std	Std	–	Std
Bobcat Standard Duty	Std	–	–	–	Opt (Parts)
Bobcat Superfloat Duty	–	–	–	Std	Opt (Parts)
<b>Tracks/Undercarriage</b>					
Track Width - Standard	–	–	–	–	–
Track Width - Optional	–	–	–	–	–
Ground Pressure (with standard tracks)	–	–	–	–	–
Ground Pressure (with optional tracks)	–	–	–	–	–
Length of Track on Ground	–	–	–	–	–
5-Link Torsion Suspension Undercarriage	–	–	–	–	–
Grease Cylinder Track Tensioning	–	–	–	–	–
<b>Control Options</b>					
Bobcat Standard (foot pedals/steering levers)	Std	Std	Std	Std	Std
Selectable Joystick Controls (SJC)	–	Opt	Opt	Opt	Opt
Radio Remote Control (SJC required)	–	Opt	Opt	Opt	Opt
<b>Machine Features</b>					
2-Speed Travel	–	Opt	–	Opt	Opt
Automatic Ride Control	–	–	–*	Opt	Opt
Back-Up Alarm and Horn	Std	Std	Std	Std	Std
Bobcat Interlock Control System (BICS™)	Std	Std	Std	Std	Std
Cab With Heat	–*	–*	–	–	–
Cab With Heat and Air Conditioning	–	Opt	Opt	Opt	Opt
Heated Cloth Air-Ride Seat	–	–*	–*	–*	Opt (Parts)
Hydraulic Bucket Positioning	–	–*	–*	Opt	Opt
Front and Rear Work Lights	Std	Std	Std	Std	Std
Mechanical Suspension Seat	Std	Std	Std	Std	Std
Radio	–	–*	–*	–*	Opt (Parts)
Reversing Fan	–	–	–*	–*	Opt (Parts)
ROPS/FOPS Approved Cab Structure	Std	Std	Std	Std	Std
Deluxe Panel	–	Opt	–*	–*	–
Side Lighting Kit	–	–	–*	–*	Opt
Sound Reduction Package	Opt	Opt	–*	–*	Opt
<b>Features for Attachments</b>					
Attachment Control	–*	–*	–*	Opt	Opt
Bob-Tach Mounting System	Std	Std	Std	Std	Std
Power Bob-Tach System	–	Opt	–*	Opt	Opt
Fingertip Auxiliary Hydraulics Control	–	Std	Std	Std	Std
Hydraulic System Pressure	3000 psi (20.6 MPa)	3300 psi (22.7 MPa)	3550 psi (24.4 MPa)	3550 psi (24.4 MPa)	3500 psi (24.1 MPa)
Hydraulic Standard Flow	9.8 gpm (37.1 L/min.)	16.7 gpm (63.2 L/min.)	17.1 gpm (64.7 L/min.)	17.1 gpm (64.7 L/min.)	23.0 gpm (87.0 L/min.)
Hydraulic High Flow	–	–	–	–	–
Pressure Release Hydraulic Quick Couplers	–	Std	Std	Std	Std
Speed Management	–	Included with SJC Option	Included with SJC Option	Included with SJC Option	Included with SJC Option

\*Ask your Bobcat dealer about installing this option. | \*\*Optional









Machine: S510  
Attachment: Bucket

# One Tough


## B O B C A T T I M E L I N E







# h Animal<sup>®</sup>







# YOU ARE ONE TOUGH ANIMAL.®

Everything we put into Bobcat equipment is designed to make more of whatever you bring to the job. Whether it's strength, versatility, speed or agility, it's built around you.

Certain specification(s) are based on engineering calculations and are not actual measurements. Specification(s) are provided for comparison purposes only and are subject to change without notice. Specification(s) for your individual Bobcat equipment will vary based on normal variations in design, manufacturing, operating conditions, and other factors.

**DOOSAN**

Bobcat Company is a member of the Doosan Group. Doosan is a global leader in construction, grounds maintenance and material handling equipment, power and water solutions, and engineering that has proudly served customers and communities for more than a century. Bobcat®, the Bobcat logo and the colors of the Bobcat machine are registered trademarks of Bobcat Company in the United States and various other countries. ©2024 Bobcat Company. All rights reserved.



**B-2183 (02/24)**  
EP-3M-0224-9190-F

**Bobcat Company**  
250 East Beaton Drive • West Fargo, ND 58078

[Bobcat.com](http://Bobcat.com)



**Bobcat®**

***One Tough Animal.***